

# SmartFold™

The Price Matches Its Size Not Its Performance

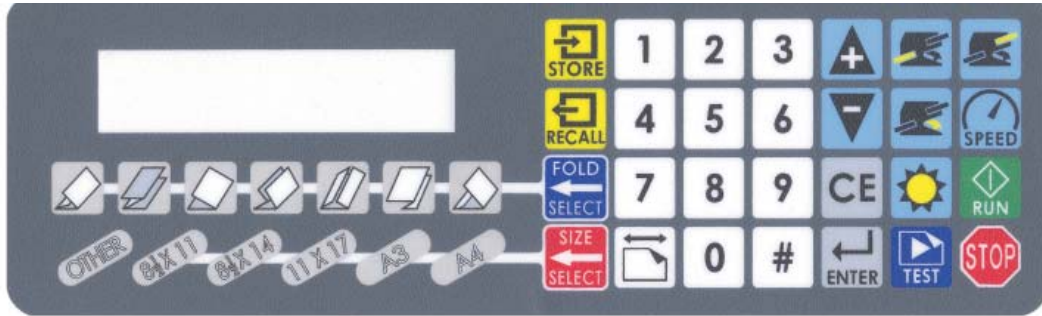
**NEW!**

**Model  
2051**




- Handles paper weight from 18-lb. bond to 90-lb. index
- Variable speed ranges from 3,000 to 15,000 sheets per hour
- Handles sheet sizes from 2.5" x 5.2" to 12" x 18"
- Feed table capacity can hold up to 500 sheets of 8 1/2" x 11", 20-lb. bond
- High memory capacity with 7 preset folds and 10 custom folds
- Capable of feeding a wide range of paper weights WITHOUT having to adjust feed system saving time between folding jobs
- Diagnostics mode for quick and easy trouble shooting and setup with 7 sensors (quick and accurate problem solving in the field - fewer returns caused by simple problems)
- Fully enclosed fold tables (quieter operation and improved operator safety)
- Will accept stapled sets up to 4 pages of 20-lb. bond

# Model 2051

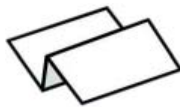


- 2-line X 20 character LCD display provides operator with visual feedback prompting (ease-of-use and easier to learn)
- 7 pre-programmed fold types: letter, z-fold, half, double-parallel, gate, engineering (AKA short z-fold) and church fold
- 5 pre-programmed paper sizes: 8 1/2" x 11", 8 1/2" x 14", 11" x 17", A3 and A4

## Fold Types



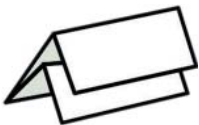
Letter Fold



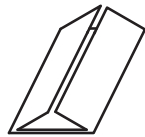
Z-Fold



Half Fold



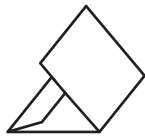
Double Parallel Fold



Gate Fold



Engineering Fold  
AKA short Z



Church Fold

## Individual

Dimensions 22.2" x 43.2" x 17.8"

Weight 102 lbs.

UPC Code 0-11991-02051-9